



An open ended debt scheme investing in government securities across maturity. A relatively high interest rate risk and relatively low credit risk.

### Fund Details

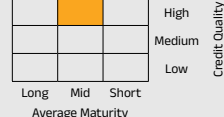
#### Investment Objective

An Open - ended government securities scheme with the objective to generate income and capital appreciation through Investment Objective investments exclusively in Government Securities.

#### Fund Category

Gilt Fund

#### Investment Style



#### Fund Manager

Mr. Bhupesh Bameta & Mr. Dhaval Joshi

#### Date of Allotment

October 11, 1999

#### Benchmark

NIFTY All Duration G-Sec Index

#### Managing Fund Since

August 06, 2020 & November 21, 2022

#### Experience in Managing the Fund

3.7 years & 1.4 Years

#### Load Structure (as % of NAV) (Incl. for SIP)

|            |     |
|------------|-----|
| Entry Load | Nil |
| Exit Load  | Nil |

#### AUM

|                     |   |         |        |
|---------------------|---|---------|--------|
| Monthly Average AUM | ₹ | 1455.35 | Crores |
| AUM as on last day  | ₹ | 1368.84 | Crores |

#### Total Expense Ratio (TER)

|         |       |
|---------|-------|
| Regular | 1.11% |
| Direct  | 0.46% |

Including additional expenses and goods and service tax on management fees.

#### Other Parameters

|                   |             |
|-------------------|-------------|
| Modified Duration | 8.41 years  |
| Average Maturity  | 16.01 years |
| Yield to Maturity | 7.24%       |
| Macaulay Duration | 8.71 years  |

#### Application Amount for fresh subscription

₹ 1,000 (plus in multiples of ₹ 1)

#### Min. Addl. Investment

₹ 1,000 (plus in multiples of ₹ 1)

#### SIP

Monthly: Minimum ₹ 1,000/-

## PORTFOLIO

| Issuer                                   | % to Net Assets | Rating |
|--|-----------------|--------|
| <b>Government Bond</b>                   | <b>59.62%</b>   |        |
| 7.30% GOI 19JUN53                        | 30.56%          | SOV    |
| 7.18% GOI 24-Jul-2037                    | 24.60%          | SOV    |
| 7.18% GOVERNMENT ON INDIA 14AUG2033 GSEC | 2.21%           | SOV    |
| 7.25% GOI 12JUN63                        | 1.89%           | SOV    |
| GOI 08.28% 21SEP27                       | 0.15%           | SOV    |
| 7.59% GOI(MD 11/01/2026)                 | 0.11%           | SOV    |
| GOI 08.26% 02AUG2027                     | 0.05%           | SOV    |
| 5.63% GOI 12APR2026                      | 0.05%           | SOV    |
| 8.30% GOI (MD 02/07/2040)                | 0.00%           | SOV    |
| <b>Cash Management Bills</b>             | <b>28.29%</b>   |        |
| Government of India                      | 3.59%           | SOV    |
| Government of India                      | 3.47%           | SOV    |
| Government of India                      | 1.42%           | SOV    |
| Government of India                      | 1.37%           | SOV    |
| Government of India                      | 1.36%           | SOV    |
| Government of India                      | 1.29%           | SOV    |
| Government of India                      | 1.25%           | SOV    |
| Government of India                      | 1.10%           | SOV    |
| Government of India                      | 1.06%           | SOV    |
| Government of India                      | 1.02%           | SOV    |
| Government of India                      | 0.99%           | SOV    |
| Government of India                      | 0.97%           | SOV    |
| Government of India                      | 0.96%           | SOV    |
| Government of India                      | 0.93%           | SOV    |
| Government of India                      | 0.92%           | SOV    |
| Government of India                      | 0.88%           | SOV    |
| Government of India                      | 0.84%           | SOV    |
| Government of India                      | 0.62%           | SOV    |
| Government of India                      | 0.61%           | SOV    |
| Government of India                      | 0.59%           | SOV    |
| Government of India                      | 0.47%           | SOV    |
| Government of India                      | 0.30%           | SOV    |
| Government of India                      | 0.27%           | SOV    |

| Issuer                            | % to Net Assets | Rating |
|-----------------------------------|-----------------|--------|
| Government of India               | 0.26%           | SOV    |
| Government of India               | 0.25%           | SOV    |
| Government of India               | 0.21%           | SOV    |
| Government of India               | 0.20%           | SOV    |
| Government of India               | 0.19%           | SOV    |
| Government of India               | 0.19%           | SOV    |
| Government of India               | 0.18%           | SOV    |
| Government of India               | 0.18%           | SOV    |
| Government of India               | 0.17%           | SOV    |
| Government of India               | 0.17%           | SOV    |
| Government of India               | 0.02%           | SOV    |
| Government of India               | 0.02%           | SOV    |
| <b>State Government bond</b>      | <b>9.95%</b>    |        |
| 7.52% UTTAR PRADESH 27MAR2039 SDL | 1.85%           | SOV    |
| 7.49% UTTAR PRADESH 27MAR2036 SDL | 1.84%           | SOV    |
| 7.49% HARYANA 27MAR2035 SDL       | 1.68%           | SOV    |
| 7.47% CHHATTISGARH 27MAR2034 SDL  | 1.32%           | SOV    |
| 7.47% CHHATTISGARH 27MAR2033 SDL  | 1.17%           | SOV    |
| 7.79% UTTAR PRADESH 29MAR33 SDL   | 0.37%           | SOV    |
| TAMIL NADU 08.24% 09SEP25 SDL     | 0.37%           | SOV    |
| 8.31% KERALA 26Aug25 SDL          | 0.30%           | SOV    |
| 7.72% MAHARASHTRA 23MAR2032 SDL   | 0.22%           | SOV    |
| 8.38% HARYANA 27JAN26 SDL         | 0.19%           | SOV    |
| 7.49% CHHATTISGARH 27MAR2035 SDL  | 0.18%           | SOV    |
| MAHARASHTRA 08.29% 26AUG25 SDL    | 0.13%           | SOV    |
| 7.77% RAJASTHAN 23MAR2033 SDL     | 0.12%           | SOV    |
| 7.47% RAJASTHAN 27MAR2033 SDL     | 0.10%           | SOV    |
| 7.81% UTTAR PRADESH 29MAR34 SDL   | 0.06%           | SOV    |
| 8.35% JHARKHAND 12DEC28 SDL       | 0.03%           | SOV    |
| 8.17% TAMIL NADU 26NOV2025 SDL    | 0.02%           | SOV    |
| <b>Cash &amp; Current Assets</b>  | <b>2.14%</b>    |        |
| <b>Total Net Assets</b>           | <b>100.00%</b>  |        |



# Aditya Birla Sun Life Government Securities Fund

An open ended debt scheme investing in government securities across maturity. A relatively high interest rate risk and relatively low credit risk.



Savings Solutions



## Investment Performance

NAV as on March 31, 2024: ₹ 74.1335

| Inception - Oct 11, 1999                         | Since Inception | 5 Years | 3 Years | 1 Year |
|--|-----------------|---------|---------|--------|
| Aditya Birla Sun Life Government Securities Fund | 8.53%           | 7.32%   | 5.49%   | 8.54%  |
| Value of Std Investment of ₹ 10,000              | 74133           | 14247   | 11740   | 10856  |
| Benchmark - NIFTY All Duration G-Sec Index       | NA              | 7.38%   | 5.86%   | 9.15%  |
| Value of Std Investment of ₹ 10,000              | NA              | 14285   | 11864   | 10917  |
| Additional Benchmark - CRISIL 10 Year Gilt Index | NA              | 6.14%   | 4.30%   | 8.52%  |
| Value of Std Investment of ₹ 10,000              | NA              | 13482   | 11347   | 10854  |

Past performance may or may not be sustained in future. The above performance is of Regular Plan - Growth Option. Kindly note that different plans have different expense structure. Load and Taxes are not considered for computation of returns. When scheme/additional benchmark returns are not available, they have not been shown. Total Schemes Co-Managed by Fund Managers is 2. Total Schemes managed by Mr. Bhupesh Bameta is 14. Total Schemes managed by Mr. Dhaval Joshi is 51. Note: The exit load (if any) rate levied at the time of redemption/switch-out of units will be the rate prevailing at the time of allotment of the corresponding units. Customers may request for a separate Exit Load Applicability Report by calling our toll free numbers 1800-270-7000 or from any of our Investor Service Centers.



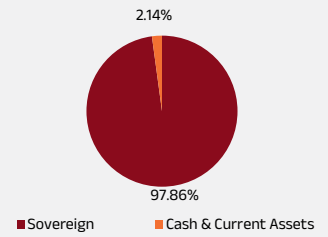
## NAV of Plans / Options (₹)

|                               | Regular Plan | Direct Plan |
|-------------------------------|--------------|-------------|
| Growth                        | 74.1335      | 79.0090     |
| Quarterly IDCW <sup>1</sup> : | 11.2001      | 11.8429     |

<sup>1</sup>Income Distribution cum capital withdrawal



## Rating Profile of Portfolio




## Product Labeling Disclosures

### Aditya Birla Sun Life Government Securities Fund

(An open ended debt scheme investing in government securities across maturity. A relatively high interest rate risk and relatively low credit risk.)

- income with capital growth over medium to long term
- investments exclusively in Government Securities



\*Investors should consult their financial advisors if in doubt whether the product is suitable for them.

## Potential Risk Class Matrix

| Credit Risk →               | Relatively Low (Class A) | Moderate(Class B) | Relatively High (Class C) |
|-----------------------------|--------------------------|-------------------|---------------------------|
| Interest Rate Risk ↓        |                          |                   |                           |
| Relatively Low (Class I)    |                          |                   |                           |
| Moderate (Class II)         |                          |                   |                           |
| Relatively High (Class III) | A-III                    |                   |                           |

Data as on March 31, 2024 unless otherwise specified